P18000 230V 50Hz #MRS

Main Features		
Frequency	Hz	50
Voltage	V	230
Power factor	cos ϕ	0.9
Phase		1

Power Rating		
Emergency Standby Power ESP	kVA	15.58
Emergency Standby Power ESP	kW	14.02
Continuous power COP	kVA	13.65
Continuous power COP	kW	12.29

Ratings definition (According to standard ISO8528 1:2005)

www.pramac.com

Engine specifications		
Engine Brand		Yanmar
Model		3TNV80-FPGE
[50Hz] Exhaust emission level		Stage V
Engine cooling system		Water
Displacement	cm³	1267
Aspiration		Natural
Operating Speed-Nominal	rpm	3000
Speed governor		Mechanical
Fuel		Diesel
Oil capacity	l	4.4
Coolant capacity	l	0.9
Starting system		Electric
Electric circuit	V	12



Alternator Specifications		
Alternator		NSM
Type		Brushless
Class		H
IP protection		23
Poles		2
Frequency	Hz	50
Voltage	V	230
Voltage regulation system		Capacitor
Voltage tolerance	%	2

Dimensional data		
Length	(L) mm	1500
Width	(W) mm	754
Height	(H) mm	1032
Dry weight	kg	475
Fuel tank capacity	l	51

Autonomy		
Fuel consumption at 75% of Load	l/h	4.61
Fuel consumption at 100% of Load	l/h	5.99
Running time at 75% of load	h	11.06
Running time at 100% of load	h	8.51

Noise level		
Guaranteed noise level (LWA)	dB(A)	96
Noise pressure level @ 7 m	dB(A)	67

www.pramac.com

Genset equipment

STEEL SUPPORTING FRAME:
• Sturdy Supporting Frame for moto-alternator and canopy.
• Anti-vibration mounting properly sized.



FULLY BUNDED BASEFRAME:
• Base forcable by forklift.
• Welder base with drainage point
• Big fuel integrated tank for an increased autonomy.
• Fuel level sensor.
• Fuel refiling point external for simple and rapid refueling operations (cap with key available as an accessory)

EASY AND FAST MAINTENACE SERVICE:
• Designed to access all components by opening the roof (opening and closing with safety key).
• Side door for engine service and maintenance (opening with locking system from inside the compartment)
• Oil draining pipe with cap.

ENGINE COMPLETE WITH:
• Battery
• Liquids (No Fuel)
• Water temperature sensor
• Lube oil pressure sensor



CANOPY:
• Modular type canopy designed for easy access to all components using only one side
• Weatherproof enclosure made of galvanized sheet metal.
• Noise attenuation thanks to high quality soundproofing material.
• Efficient residential silencer placed inside the canopy
• Single lifting points for easy Handling.



GENSET CONTROL:
• User friendly manual/remote start panel.
• Complete genset control and protection.
• Prepared for remote control
• Protection cover in plexiglass for controller

www.pramac.com

GENSET CONTROL PANELS

Mounted on the genset, complete with digital control unit or monitoring, control and protection of the generating set.

CONTROL SECTION

- CONTROL UNIT with Key 3 positions: OFF, ON local start, REM remote start.
- 2-wire remote start/stop (REM)
- CONNector for RSS Remote Start Stop Wireless (accessory available).
- Horn Alarm

CONTROL UNIT

- Display: LCD with icons (52x35mm)
- Genset parameters: V- Hz – RPM – A – kVA – kWe – Fuel level (%)
- Parameters control and/or firmware transferring through NFC smart connect

PROTECTIONS

- Circuit breaker
- Genset Protection: Over load – current – voltage, High Coolant temperature, Low Oil pressure – Low fuel level.
- Emergency push button

SOCKET TYPE

SCHUKO 230V 16A IP68	1
2P+T CEE 230V 16A IP67	1
2P+T CEE 230V 32A IP67	2

SUPPLEMENTS CONTROL (Available when ordered)

PHS– Coolant pre-heating system

The coolant preheating system allow to mainain the engine at a temperature that ensures a quick start when required. Immersion heater 400W.

DPP – Differential Protection

Differential protection is device used to protect installations against indirect contact.

www.pramac.com

ACCESSORIES CONTROL PANEL

RSS - REMOTE START / STOP

RSS Remote start/stop wireless

www.pramac.com

ACCESSORIES

FCK - Fuel cap with key



STR - Site Trailer

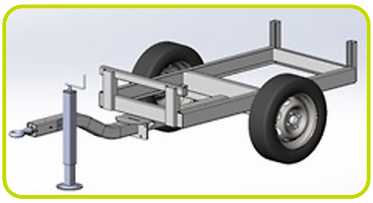

www.pramac.com

The information is aligned with the Data file at the time of download.
Printed on 07/10/2025 (ID 13566)

©2025 | PR Industrial S.r.l. – Loc. Il Piano – 53031 Casole d'Elsa (SI) – ITALY. Company subject to the management and coordination of Generac Power Systems Inc.| All rights reserved | Image shown may not reflect actual package. Specifications subject to change without notice